



Aplanatic close reading system



MAGNIFICATION:
3 – 13X (equivalent power)

VISUAL FIELD: 44°

WEIGHT: 10 grams

CORRECTION LIMIT:
± 4 –10 dioptres

WORKING DISTANCE:
8 – 2 centimetres

It is usually quite difficult to meet the wish for high magnification in combination with a wide visual field. The ML A2 has been designed to retain the visual field to a great extent despite magnification of up to 13 times (equivalent power). The secret is a combination of two aplanatic lenses – the inner lens smaller than the outer and the plano surfaces facing outwards. The smaller inner lens broadens the selection of frame styles. The lenses can easily be replaced with stronger ones as the patient's eye sight changes. MLA2 is an optical lens system for monocular use at short distances.

› **IMAGE QUALITY**

The image quality is excellent with a sharp focus from edge to edge. This is achieved by dividing the power into two lenses and turning the plano surfaces towards the eye and the object being looked at. This facilitates reading since the letters move evenly across the retina at a steady pace.

› **VISUAL FIELD**

The visual field is essential for a partially sighted person. It affects orientation, comfort and reading speed. One of the main benefits of the ML A2 close reading system, compared with telescopic systems, is its wide visual field, which is even wider than that of a CCTV used at a distance of 40 centimetres.

› **MAGNIFICATION**

According to the new ISO standard for aids for the visually impaired, the ML A2 system is measured in equivalent power. This gives the true power for systems or lenses used at short distances. A +40 system gives a true retinal magnification of 10X for an emetropic person.

› **COMBINATION OF LENSES**


There are four different powers of objective lenses (35mm) and four different powers of ocular lenses (25mm). Each lens is inscribed with tiny identification marks indicating the power of the lens.

Objective lens:

I = +4, II = +8, III = +12, IIII = +16 diopter

Ocular lens:

I = +6, II = +8, III = +20, IIII = +36 diopter



+10 to +52 diopter can be achieved by combining the lenses according to the table below.

› **CORRECTIONS**

This new system makes it easy to incorporate a cylinder correction. Simply add the black correction ring at the back, edge the correction lens down to 22 millimetres and then press it into the ring. No screws are needed.



› **MONOCULAR**

This system is intended for short reading distances and should only be prescribed for monocular vision.

› **DESIGN**

The new housing design uses a minimum of material to increase the visual field. This enhances user comfort, confidence and orientation.





› **EASY TO FIT**


Fitting an ML A2 system could not be easier. Thanks to the mounting lens with its special mounting part, the ML A2 is as easy to edge as a plano lens. The system presses into the carrier lens with utmost precision. No screws or tools are needed.




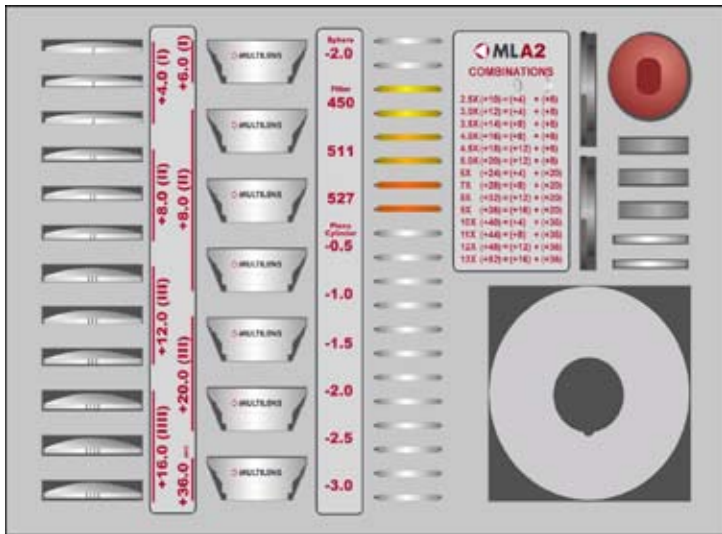
MLA2 COMBINATIONS


 2.5X (+10) = (+4) +(+6)
 3.0X (+12) = (+4) +(+8)
 3.5X (+14) = (+8) +(+6)
 4.0X (+16) = (+8) +(+8)


 4.5X (+18) = (+12) +(+6)
 5.0X (+20) = (+12) +(+8)
 6X (+24) = (+4) +(+20)
 7X (+28) = (+8) +(+20)


 8X (+32) = (+12) +(+20)
 9X (+36) = (+16) +(+20)
 10X (+40) = (+4) +(+36)
 11X (+44) = (+8) +(+36)


 12X (+48) = (+12) +(+36)
 13X (+52) = (+16) +(+36)



TEST SET

A test set is available for practical testing. The box illustrated is a complete tool that enables you to directly serve your customer with the prescribed and ordered system. It contains a basic set of all the different lenses, mounting lenses, correction rings, cylinder lenses and filter lenses. It offers an excellent means of quickly and easily finding the best solution.

TOLERANCE

The large size of the ocular lens and the fact that the plano curve faces the eye means that the exact position of the system is not as critical as with other microscopic systems or lenses. The device can therefore easily be used by an elderly person without having to make painstaking adjustments.

MULTICOATED

All lenses are treated with anti-reflex coating to produce superb optical quality.

FILTERS

As for all our products, it is possible to insert a filter in the ML A2. This can be either a plano lens or a stained correction lens placed in the correction ring.

CHANGING POWER

It is easy to put together or change power in the system. To assemble the system, put the lens in position over the housing as illustrated and then press into place. The lens clicks into the correct position without the need for screws.

The suction cup is used to remove and change a lens. Simply pull out the lens and press in a new one.

The ocular lens is always fixed in the A2 housing.



CONVERSIONS TO EQUIVALENT POWERS

Even if the old Aplanatic system is not measured in equivalent powers it could still be used as a testing tool. The table below allows the easy conversion of the printed powers on the Aplanatic system into equivalent values.

EQUIVALENT VALUES

	+12	+12	
	+16	+16	
	+20	+20	
	+24	+24	
	+28	+28	
	+32	+32	
	+36	+36	
	+40	+40	
	+44	+44	
	+48	+48	
	+52	+52	
	+56	+56	
	+60	+60	
	+64	+64	
	+68	+68	
	+72	+72	
	+76	+76	
	+80	+80	
	+84	+84	
	+88	+88	
	+92	+92	
	+96	+96	
	+100	+100	
	+104	+104	
	+108	+108	
	+112	+112	
	+116	+116	
	+120	+120	
	+124	+124	
	+128	+128	
	+132	+132	
	+136	+136	
	+140	+140	
	+144	+144	
	+148	+148	
	+152	+152	
	+156	+156	
	+160	+160	
	+164	+164	
	+168	+168	
	+172	+172	
	+176	+176	
	+180	+180	
	+184	+184	
	+188	+188	
	+192	+192	
	+196	+196	
	+200	+200	
	+204	+204	
	+208	+208	
	+212	+212	
	+216	+216	
	+220	+220	
	+224	+224	
	+228	+228	
	+232	+232	
	+236	+236	
	+240	+240	
	+244	+244	
	+248	+248	
	+252	+252	
	+256	+256	
	+260	+260	
	+264	+264	
	+268	+268	
	+272	+272	
	+276	+276	
	+280	+280	
	+284	+284	
	+288	+288	
	+292	+292	
	+296	+296	
	+300	+300	
	+304	+304	
	+308	+308	
	+312	+312	
	+316	+316	
	+320	+320	
	+324	+324	
	+328	+328	
	+332	+332	
	+336	+336	
	+340	+340	
	+344	+344	
	+348	+348	
	+352	+352	
	+356	+356	
	+360	+360	
	+364	+364	
	+368	+368	
	+372	+372	
	+376	+376	
	+380	+380	
	+384	+384	
	+388	+388	
	+392	+392	
	+396	+396	
	+400	+400	
	+404	+404	
	+408	+408	
	+412	+412	
	+416	+416	
	+420	+420	
	+424	+424	
	+428	+428	
	+432	+432	
	+436	+436	
	+440	+440	
	+444	+444	
	+448	+448	
	+452	+452	
	+456	+456	
	+460	+460	
	+464	+464	
	+468	+468	
	+472	+472	
	+476	+476	
	+480	+480	
	+484	+484	
	+488	+488	
	+492	+492	
	+496	+496	
	+500	+500	
	+504	+504	
	+508	+508	
	+512	+512	
	+516	+516	
	+520	+520	
	+524	+524	
	+528	+528	
	+532	+532	
	+536	+536	
	+540	+540	
	+544	+544	
	+548	+548	
	+552	+552	
	+556	+556	
	+560	+560	
	+564	+564	
	+568	+568	
	+572	+572	
	+576	+576	
	+580	+580	
	+584	+584	
	+588	+588	
	+592	+592	
	+596	+596	
	+600	+600	
	+604	+604	
	+608	+608	
	+612	+612	
	+616	+616	
	+620	+620	
	+624	+624	
	+628	+628	
	+632	+632	
	+636	+636	
	+640	+640	
	+644	+644	
	+648	+648	
	+652	+652	
	+656	+656	
	+660	+660	
	+664	+664	
	+668	+668	
	+672	+672	
	+676	+676	
	+680	+680	
	+684	+684	
	+688	+688	
	+692	+692	
	+696	+696	
	+700	+700	
	+704	+704	
	+708	+708	
	+712	+712	
	+716	+716	
	+720	+720	
	+724	+724	
	+728	+728	
	+732	+732	
	+736	+736	
	+740	+740	
	+744	+744	
	+748	+748	
	+752	+752	
	+756	+756	
	+760	+760	
	+764	+764	
	+768	+768	
	+772	+772	
	+776	+776	
	+780	+780	
	+784	+784	
	+788	+788	
	+792	+792	
	+796	+796	
	+800	+800	
	+804	+804	
	+808	+808	
	+812	+812	
	+816	+816	
	+820	+820	
	+824	+824	
	+828	+828	
	+832	+832	
	+836	+836	
	+840	+840	
	+844	+844	
	+848	+848	
	+852	+852	
	+856	+856	
	+860	+860	
	+864	+864	
	+868	+868	
	+872	+872	
	+876	+876	
	+880	+880	
	+884	+884	
	+888	+888	
	+892	+892	
	+896	+896	
	+900	+900	
	+904	+904	
	+908	+908	
	+912	+912	
	+916	+916	
	+920	+920	
	+924	+924	
	+928	+928	
	+932	+932	
	+936	+936	
	+940	+940	
	+944	+944	
	+948	+948	
	+952	+952	
	+956	+956	
	+960	+960	
	+964	+964	
	+968	+968	
	+972	+972	
	+976	+976	
	+980	+980	
	+984	+984	
	+988	+988	
	+992	+992	
	+996	+996	
	+1000	+1000	

Magnification: 3 – 13X (equivalent power)

Visual field: 44°

Weight: 10 grams

Correction limit: ± 4 -10 diopres

Working distance: 8 – 2 centimetres

Multilens is a specialist optical company unique in the global marketplace. Our business concept involves the special grinding of unusual glass. This means that we deliver custom made optical solutions to people with sight issues.

Our core specialities are the eye, vision and visual function. Our attitude is that no problem is too difficult to solve. Our objective is to play a vital role in eye care.

That is why we work with opticians, orthoptists and optometrists, offering the best optical solutions to people with sight problems. We will never stop listening and learning and we are pleased to share our knowledge.