

INFEKT-PROTECT SHIELD med

Greater safety with PPE certification



Ideal protection*

Optimal hygiene

Extremely light





INFEKT-PROTECT SHIELD med

Clear vision and ideal protection*

Easy to use and comfortable to wear – the new INFEKT-PROTECT SHIELD med by SCHWEIZER offers ideal protection for eyes, nose and mouth* thanks to the large, highly transparent foil visor. The INFEKT-PROTECT SHIELD med is certified as personal protective equipment (PPE according to DIN EN 166: 2001, category II). **Made in Germany.**

Product benefits:

- PPE: DIN EN 166
- Unrestricted freedom of movement and good protection from airborne droplets
- Extremely lightweight and easy to use
- Comfortable to wear; temples of the visor carrier make it a perfect fit for any wearer
- Extremely hygienic thanks to visor changing system
- Also perfectly suited for spectacle wearers
- Standard disinfectants suitable for cleaning
- Visor carrier can be steam-sterilised in an autoclave (121 °C, 15 min.)
- Ecofriendly thanks to reusable and recyclable visor carrier



Product features:

- Item no. 932345 INFEKT-PROTECT SHIELD med (set)
- Set
 - 1 translucent visor carrier
 - 2 highly-transparent, colour-neutral contoured visor foils, stray light factor < 0.5
 - 1 length-adjustable buttonhole elastic strap
- Material
 - Visor carrier: skin-friendly polypropylene
 - Highly transparent visor foil, approx. 0.3 mm: PET
 - Length-adjustable buttonhole elastic strap
- Weight approx. 40 g (visor carrier with 1 visor foil)
- Dimensions WxHxD: approx. 185x210x180 cm (fully assembled)

For hygienic reasons, we do not offer refunds on or exchanges of this product.

Spare accessories:

- Item no. 932355 Pack of 12 ready-to-use visor foils, contoured, with holes for mounting
- Item no. 932335 Pack of 10 buttonhole elastic straps



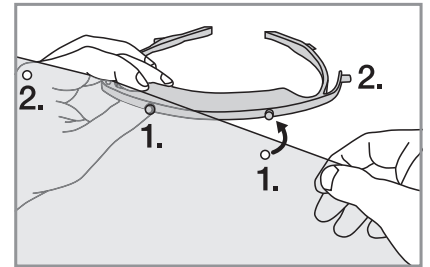
IMPORTANT:

The INFEKT-PROTECT SHIELD med is classified as personal protective equipment according to DIN EN 166 and meets the essential health and safety requirements of PPE Regulation (EU) 2016/425.

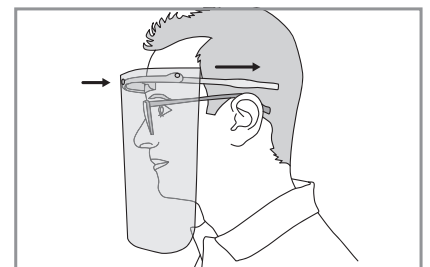
* Please see the relevant national regulations.

Easy to use:

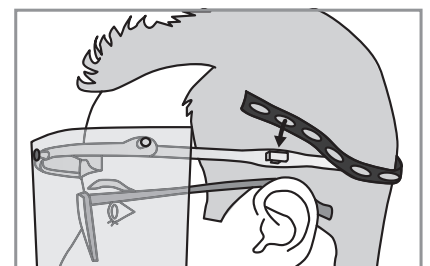
Changing the highly transparent plastic visor when necessary is quick and simple:



First, press the two centre holes of the visor foil onto the mounts on the visor carrier. Continue with the two outer holes. Your face shield is now ready for use.



Put on the face shield by holding the temples of the visor carrier at forehead height and sliding them horizontally towards the back of the head. Spectacle wearers can also place the carrier on the frame of their glasses.



For extra stability, attach the buttonhole elastic strap to the rear mounts of the visor carrier and adjust it as required.

20-048/370658-EN/00